

# Carbon Disclosure Project 2008 – Global Update

Sue Howells – Head of Global Operations



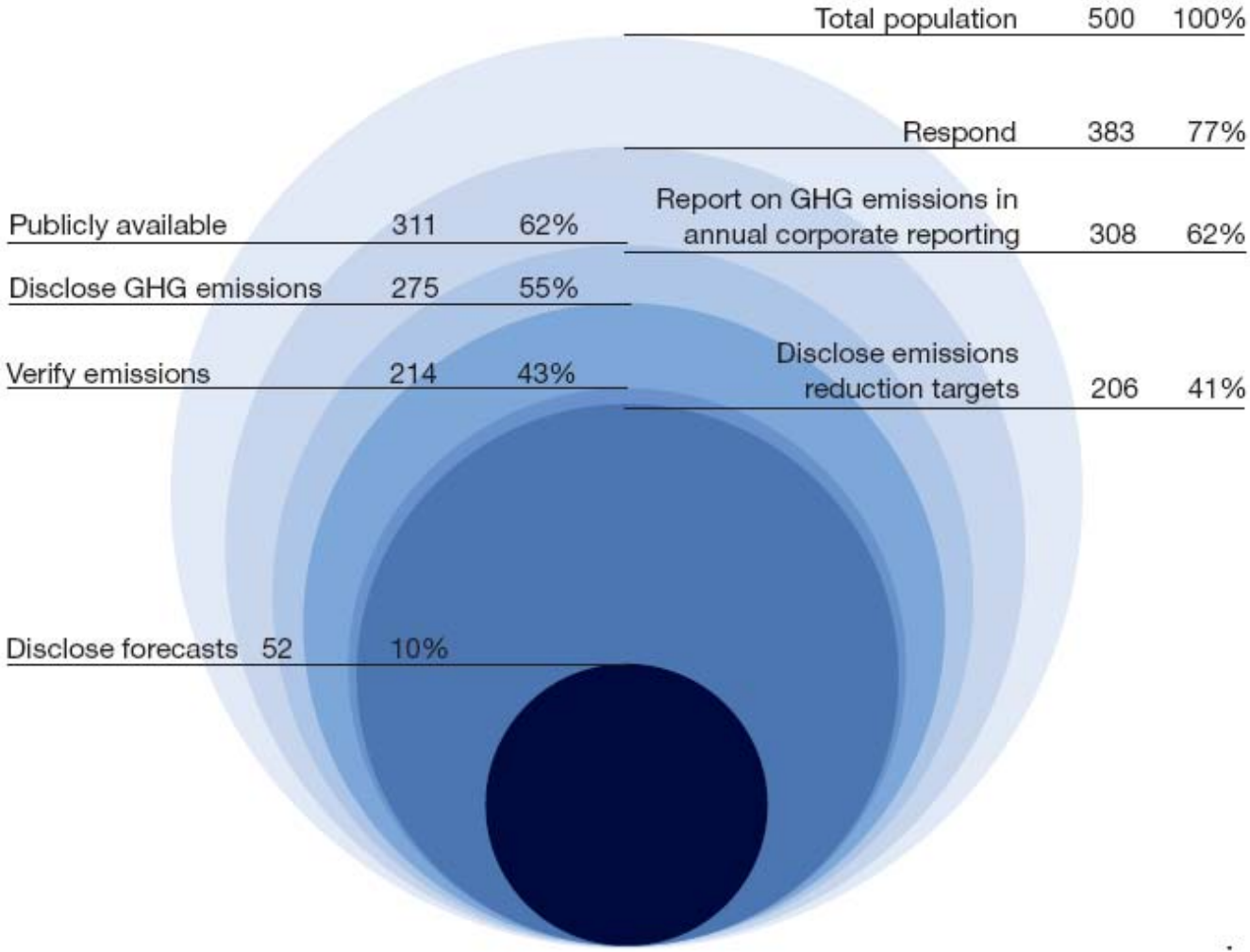
# Carbon Disclosure Project 2008

## Global Update

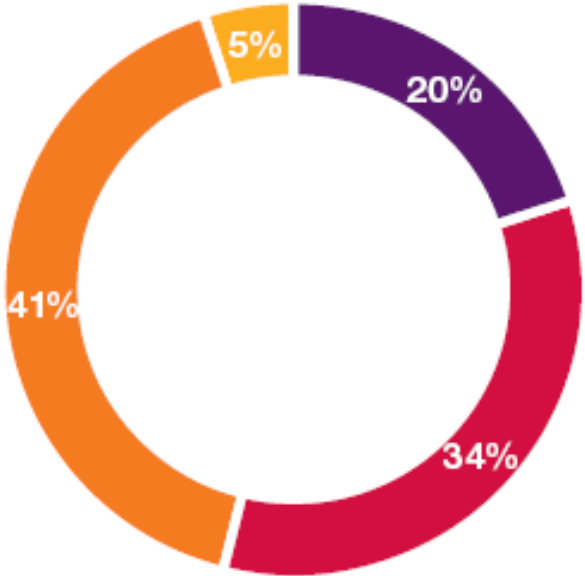
- Key findings from the Global 500 Report
- CDP developments in 2008

*“To facilitate a dialogue between investors and corporations supported by quality information from which a rational response to climate change will emerge.”*

# Overall response rate remains high at 77% (383 companies) and 15%, 58 companies complete CDP for the first time



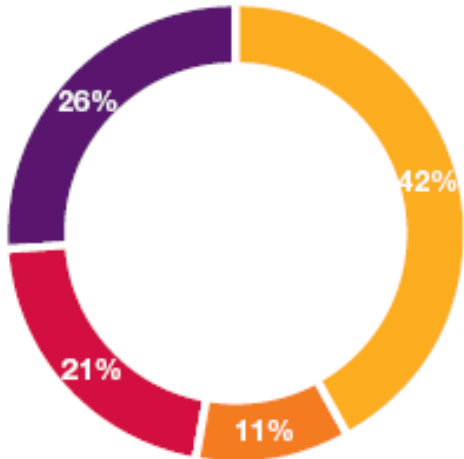
# Global 500 saw significant changes in population, with Asian companies displacing those from North America



	Composition of CDP6 Global 500	Change from CDP5
■ Asia	101	+8
■ Europe	168	no change
■ North America	205	-12
■ Rest of World	26	+4

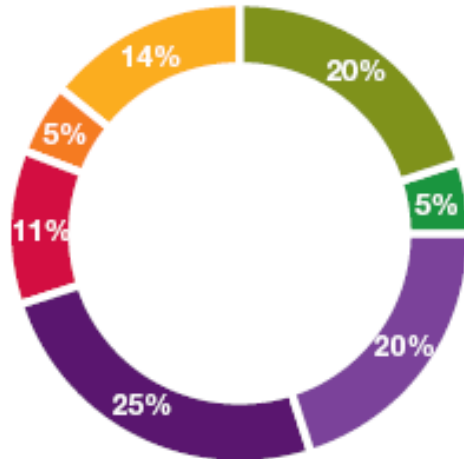
# Global 500 becomes more carbon intensive

Non Intensive (n=282)



	Composition of CDP6 Global 500	Change from CDP5
Financial Services	121	-11
Hospitality, Leisure & Business Services	30	-2
Retail & Consumer	58	-4
Technology, Media & Telecoms	73	-3

Intensive (n=218)

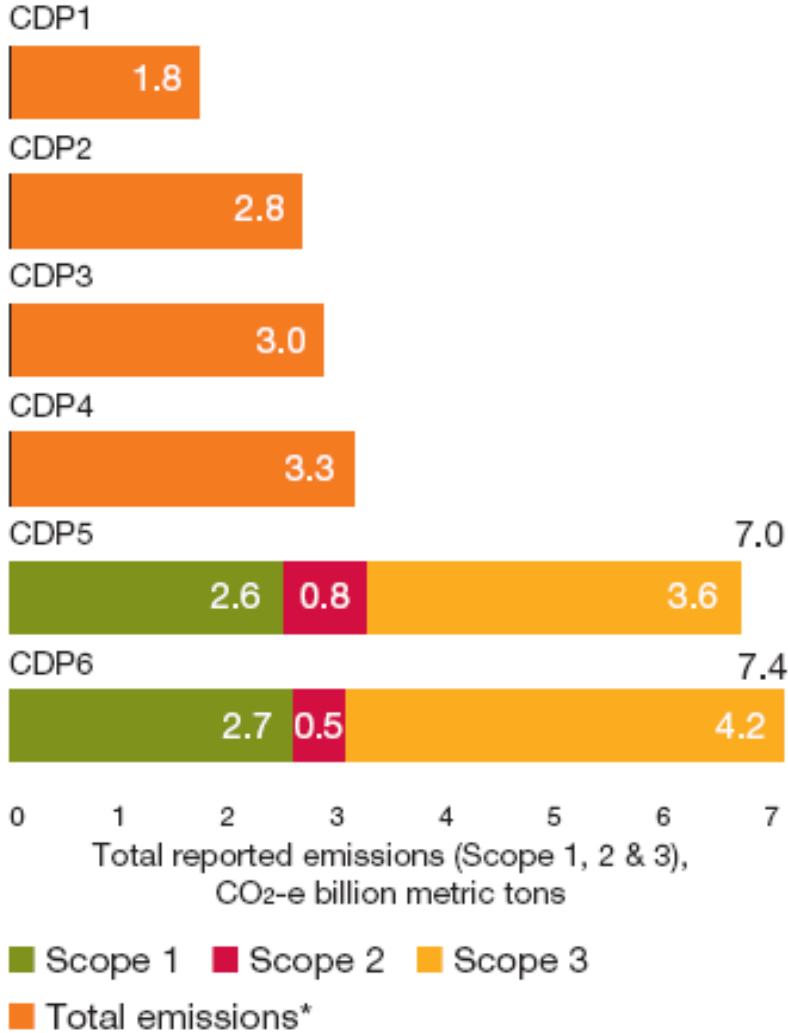


	Composition of CDP6 Global 500	Change from CDP5
Chemicals & Pharmaceuticals	44	+4
Construction & Building Products	11	+4
Manufacturing	43	+1
Oil & Gas	54	+9
Raw Materials, Mining, Paper & Packaging	25	+4
Transport & Logistics	11	-2
Utilities	30	no change

## Utilities and financial services sectors lead on disclosure quality but CDLI is not a static group with 50% new entrants

Carbon Intensive Sectors	Non Carbon Intensive Sectors
BASF – Chemicals and Pharma	Barclays – Financial Services
Iberdrola – Utilities	Merrill Lynch & Co – Financial Services
Bayer – Chemicals and Pharma	Munich Re – Financial Services
Exelon – Utilities	National Australia Bank – Financial Services
Nissan Motor – Manufacturing	EMC – Technology, Media and Telecoms
Scottish & Southern – Utilities	

# Disclosure of Scope 3 emissions increases although difficulties remain on comparability



## Drivers for action:

- Regulation remains a key issue
- Increasing consumer awareness
- Supply chain
- Governance



## CDP Developments in 2008:

- Global expansion by country continues
- New projects launched: Supply Chain, Public Procurement & Cities
- CDP hosts the Climate Disclosure Standards Board (CDSB)
- New global partnerships: Merrill Lynch, PricewaterhouseCoopers & Bloomberg

In 2008 CDP writes to over 3000 companies through 20 geographic samples and two sector samples. Over 1550 companies respond and as a result 20 reports will be launched around the world.



# 2008 Supply Chain Members



# CDP Data available on Bloomberg

<HELP> for explanation, <MENU> for similar functions.

Msg:JESS SINGH

RDSA LN Equity

Carbon Emissions Disclosure - CED

ROYAL DUTCH SHELL PLC-A SHS

Reporting Year: 2008

Total Global Emissions (Metric Tons)	
Scope 1 Activity Emissions Globally	92,000,000
Scope 1 Activity Emissions Annex B	59,000,000
Scope 2 Activity Emissions Globally	13,000,000
Scope 2 Activity Emissions Annex B	12,000,000
Emissions from Disposal of Services	743,000,000
Emissions from Distribution/Logistics	N.A.
Emissions from Employee Business Travel	180,000
Company Supply Chain	N.A.

Intensity (Metric Tons/Million US\$)	
Scope 1/Sales	259
Scope 1/EBITDA	N.A.
Scope 2/EBITDA	N.A.

Electricity Purchases (Megawatt Hours)	
Global Electricity Use	21,000,000
Global Electricity Use Annex B	20,000,000
Electricity from Renewables	N.A.
Electricity from Renewables - Annex B	N.A.
Total Costs of Energy Consumption (US\$)*	9,000
% of Total Operating Costs	N.A.
% Energy Costs from Renewables	N.A.

Emissions by Country (Metric Tons)

☉ Scope 1    ○ Scope 2

EU Emissions Trading (Metric Tons)

Year	↓	Allowance	Emissions
2005		23,390,965	21,539,542
2006		23,240,924	20,372,618
2007		25,782,367	22,439,661
2008		21,542,028	N.A.

Metric Ton is in CO2 Equivalent

\* In Millions

Australia 61 2 9777 8600 Brazil 5511 3048 4500 Europe 44 20 7330 7500 Germany 49 69 9204 1210 Hong Kong 852 2977 6000  
 Japan 81 3 3201 8900 Singapore 65 6212 1000 U.S. 1 212 318 2000 Copyright 2008 Bloomberg Finance L.P.  
 6548-1001-1 22-Sep-2008 15:15:45

- Bullet point one
- Bullet point one
- Bullet point one
- Bullet point one
- Bullet point one
- Bullet point one



Chart

- Bullet point only slide
- Bullet point only slide
- Bullet point only slide
- Bullet point only slide



Image (if required)

Caption for image